

KODAK VISION3 500T Color Negative Film 5219 / 7219 / SO-219

Kodak

TECHNICAL DATA / COLOR NEGATIVE FILM

November 2007 • H-1-5219t

The first in a new family of films, VISION3 500T Film gives you more control and flexibility at every phase of the filmmaking process—from capture through post, in both digital and traditional workflows.

VISION3 500T Film retains the overall look and image structure of KODAK VISION2 Films—then adds technical innovations that provide improved exposure latitude—at both ends of the curve. Proprietary, advanced Dye Layering Technology (DLT) gives you noticeably reduced grain in shadows, so you can shoot at higher speeds, with less light, in darker corners, and know you can capture an amazing amount of shadow detail with noticeably lower grain.

VISION3 500T Film also features extended highlight latitude, so you can follow the action into bright light-in a single shot-without worrying about blown-out details. When the film is scanned and digitized, you'll find you can recover two stops of highlight detail. This technology is enabled by the use of sub-micron imaging sensors.

VISION3 500T Film fits seamlessly into your digital workflow. And when scanning low-light scenes, VISION3 500T Film yields higher signal-to-noise ratios for unprecedented image quality.

BASE

KODAK VISION3 500T Color Negative Films 5219 and 7219 have an acetate safety base with rem-jet backing.

KODAK VISION3 500T Color Negative Film SO-219 has an ESTAR Safety Base with rem-jet backing

STORAGE

Store unexposed film at 13°C (55°F) or lower. For extended storage, store at -18°C (0°F) or lower. Process exposed film promptly. Store processed film according to the recommendations in ANSI/PIMA IT9.11-1998: for medium-term storage (minimum of ten years), store at 10°C (50°F) or lower at a relative humidity of 20 to 30 percent; for extended-term storage (for preservation of material having permanent value), store at 2°C (35°F) or lower at a relative humidity of 20 to 30 percent. For active use, store at 25°C (77°F) or lower, at a relative humidity of 50 +/- 5 percent. This relates to optimized film handling rather than preservation; static, dust-attraction and curl-related problems are generally minimized at the higher relative humidity. After usage, the film should be returned to the appropriate medium- or long-term storage conditions as soon as possible.

For more information about medium- and long-term storage, see ANSI/PIMA IT9.11-1998, SMPTE RP131-2002, and KODAK Publications No. H-1, *KODAK Motion Picture Film* and No. H-23, *The Book of Film Care*.

EXPOSURE INDEXES

Tungsten (3200K) - 500 Daylight¹ - 320

Use these indexes with incident- or reflected-light exposure meters and cameras marked for ISO or ASA speeds or exposure indexes. These indexes apply for meter readings of average subjects made from the camera position or for readings made from a gray card of 18-percent reflectance held close to and in front of the subject. For unusually light- or dark-colored subjects, decrease or increase the exposure indicated by the meter accordingly.

COLOR BALANCE

These films are balanced for exposure with tungsten illumination (3200K). You can also expose them with tungsten lamps that have slightly higher or lower color temperatures (+/- 150K) without correction filters, since final color balancing can be done in printing. For other light sources, use the correction filters in the table below.

Light Source	KODAK Filters on Camera *	Exposure Index
Tungsten (3000 K)	WRATTEN Gelatin No. 82B	320
Tungsten (3200 K)	None	500
Tungsten photoflood (3400 K)	None	500
Daylight (5500 K)	WRATTEN Gelatin No. 85	320
White-Flame Arcs	WRATTEN Gelatin No. 85B	200
Yellow-Flame Arcs	Color Compensating 20Y	320
OPTIMA 32	None	500
VITALITE	WRATTEN Gelatin No. 85	320
Fluorescent, Cool White †	WRATTEN Gelatin No. 85 + 10M	200
Fluorescent, Deluxe Cool White †	WRATTEN Gelatin No. 85C + 10R	320
Metal Halide	WRATTEN Gelatin No. 85	320

* These are approximate corrections only. Make final corrections during printing.

† These are starting-point recommendations for trial exposures. If the kind of lamp is unknown, a KODAK Color Compensating Filter CC 40R can be used with an exposure index (EI) of 250.

Note: Consult the manufacturer of high-intensity ultraviolet lamps for safety information on ultraviolet radiation and ozone generation.

1. With a KODAK WRATTEN Gelatin Filter No. 85.

DARKROOM RECOMMENDATIONS

Do not use a safelight. Handle unprocessed film in total darkness.

EXPOSURE TABLE - TUNGSTEN LIGHT

At 24 frames per second (fps), 170-degree shutter opening:

Lens Aperture	f/1.4	f/2	f/2.8	f/4	f/5.6	f/8	f/11	f/16
Footcandles Required	5	10	20	40	80	160	320	640

Use this table for average subjects that contain a combination of light, medium, and dark colors. When a subject includes only pastels, use at least 1/2 stop less exposure; dark colors require 1/2 stop more exposure.

Lighting Contrast -

The recommended ratio of key-light-plus-fill-light to fill light is 2:1 or 3:1. However, you may use 4:1 or greater when a particular look is desired.

RECIPROCITY CHARACTERISTICS

You do not need to make any filter corrections or exposure adjustments for exposure times from 1/1000 of a second to 1 second. In the 10-second range, increase exposure 1 stop and use a KODAK Color Compensating Filter CC 10R.

PROCESSING

Process in Process ECN-2.

Most commercial motion-picture laboratories provide a processing service for these films. See KODAK Publication No. H-24.07, *Processing KODAK Color Negative Motion Picture Films, Module 7* available online at <http://www.kodak.com/US/plugins/acrobat/en/motion/support/processing/h247/h2407.pdf>, for more information on the solution formulas and the procedure for machine processing these films. There are also pre-packaged kits available for preparing the processing solutions. For more information on the KODAK ECN-2 Kit Chemicals, check Kodak's Motion Picture Films for Professional Use price catalog.

IDENTIFICATION

After processing, the product code numbers 5219 (35 mm), 7219 (16 mm), or SO-219 (16, 35, and 65 mm; edgeprint shows 0219) emulsion, roll, and strip number identification, KEYCODE Numbers, and manufacturer/film

identification code (EJ) are visible along the length of the film.

LABORATORY AIM DENSITIES (LAD)

To maintain optimum quality and consistency in the final prints, the laboratory must carefully control the color timing, printing, and duplicating procedures. To aid in color timing and curve placement, negative originals should be timed relative to Laboratory Aim Density (LAD) Control Film supplied by Eastman Kodak Company.² The LAD Control Film provides both objective sensitometric control and subjective verification of the duplicating procedures used by the laboratory.

In the LAD Control Method,³ the electronic color analyzer used for color timing is set-up with the LAD Control Film to produce a gray video display of the LAD patch, corresponding to 1.0 neutral density (gray) on the print. The negative printing original is then scene-to-scene timed. There are specific LAD values for each type of print or duplicating film that the original can be printed on. For print films, the LAD patch is printed to a neutral gray of 1.0 visual density. For duplicating films, the specified aims are at the center of the usable straight-line portion of the sensitometric curve of the film.

Due to normal variations in exposure and processing of color negative films, particular scenes may not print exactly at the same printer lights as the LAD Control Film. The LAD Control Film is intended as a set-up tool for electronic color analyzers and printers. It is NOT a reference that every scene must match. Normal film-to-film and scene-to-scene exposure variability is accommodated by the color timing (grading) process, on an electronic color analyzer set up with the LAD Control Film. Normally exposed and processed color negatives will typically print well within the range of an additive printer setup with the LAD Control Film, although SIGNIFICANT or UNEXPECTED departures from this center point balance may indicate an exposure/filtration problem with the cinematography or with the process control. Some specialized films and/or specialized negative processing techniques (push-processing, pull-processing, "skip-bleach" processing, etc.) may require more extreme adjustment from the LAD printing condition to attain desired results.

More information is contained in KODAK Publication H-61, *Laboratory Aim Density*, available online at <http://www.kodak.com/US/en/motion/support/lad.jhtml>.

FILM-TO-TAPE TRANSFERS

When you transfer the film directly to tape, you can set up the telecine using KODAK Telecine Analysis Film (TAF)

2. Direct any inquiries to one of the regional sales offices.

3. Use of the LAD Control Method is described in the paper, "A Simplified Motion-Picture Laboratory Control Method for Improved Color Duplication," by John P. Pytlak and Alfred W. Fleischer in the October 1976 SMPTE Journal.

supplied by Eastman Kodak Company. The TAF consists of a neutral density scale and an eight-bar color test pattern with a LAD gray surround.

The TAF gray scale provides the telecine operator (colorist) with an effective way to adjust subcarrier balance and to center the telecine controls before timing and transferring a film. The TAF color bars provide the utility of electronic color bars, even though they do not precisely match the electronically generated color bars. Using the TAF will help obtain optimum quality and consistency in the film-to-tape transfer. For more information regarding TAF, see KODAK Publication No. H-9, *TAF User's Guide*.

IMAGE STRUCTURE

The modulation-transfer and diffuse rms granularity curves were generated from samples of 5219 Film exposed with tungsten light and processed as recommended in Process ECN-2 chemicals. For more information on image-structure characteristics, see KODAK Publication No. H-1, *KODAK Motion Picture Film* available online at <http://www.kodak.com/US/en/motion/support/h1>.

Modulation Transfer Function

The "perceived" sharpness of any film depends on various components of the motion picture production system. The camera and projector lenses and film printers, among other factors, all play a role. But the specific sharpness of a film can be measured and is charted in the Modulation Transfer Function Curve.

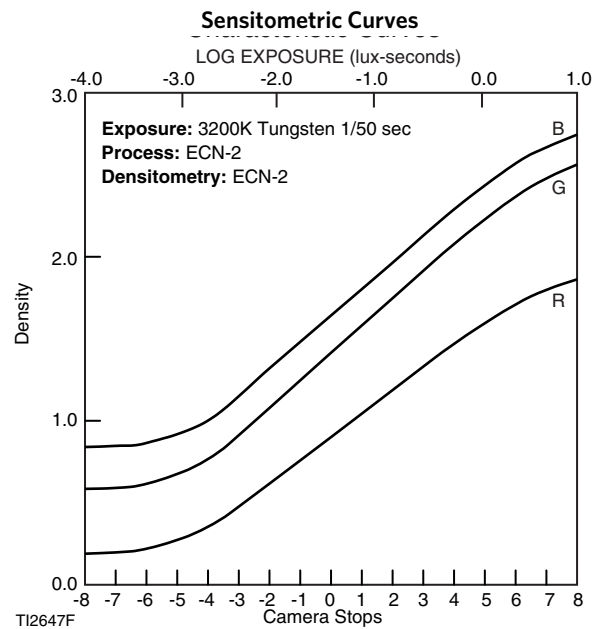
rms Granularity:

Refer to curve.

Read with a microdensitometer, (red, green, blue) using a 48-micrometer aperture.

The "perception" of the graininess of any film is highly dependent on scene content, complexity, color, and density. Other factors, such as film age, processing, exposure conditions, and telecine transfer may also have significant effects.

CURVES

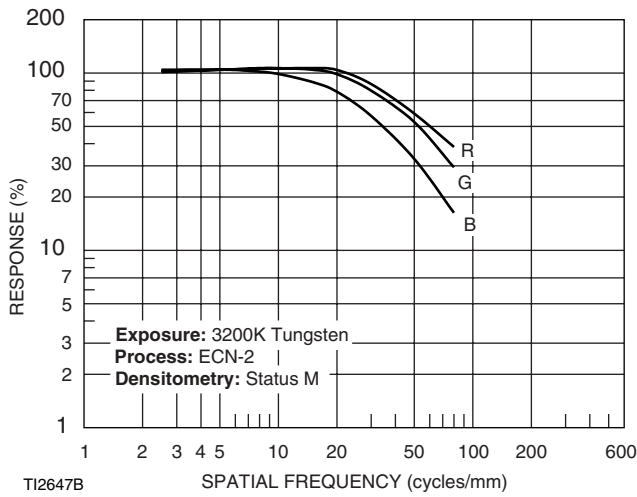


The curves describe this film's response to red, green, and blue light. Sensitometric curves determine the change in density on the film for a given change in log exposure.⁴

Note: The exposure scale for VISION3 5219 / 7219 Film is longer than previous VISION and VISION2 Films. Because of the extended highlight latitude of and because we need to measure in this region, we expanded the exposure scale from a zero to four increment to a zero to five scale. In addition to the longer exposure scale, we are plotting twenty-one steps instead of twenty.

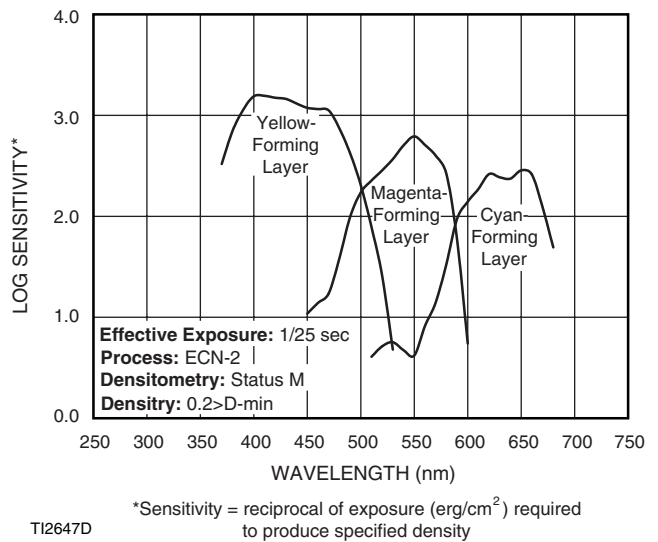
NOTICE: The sensitometric curves and data in this publication represent product tested under the conditions of exposure and processing specified. They are representative of production coatings, and therefore do not apply directly to a particular box or roll of photographic material. They do not represent standards or specifications that must be met by Eastman Kodak Company. The company reserves the right to change and improve

Modulation-Transfer Function Curves



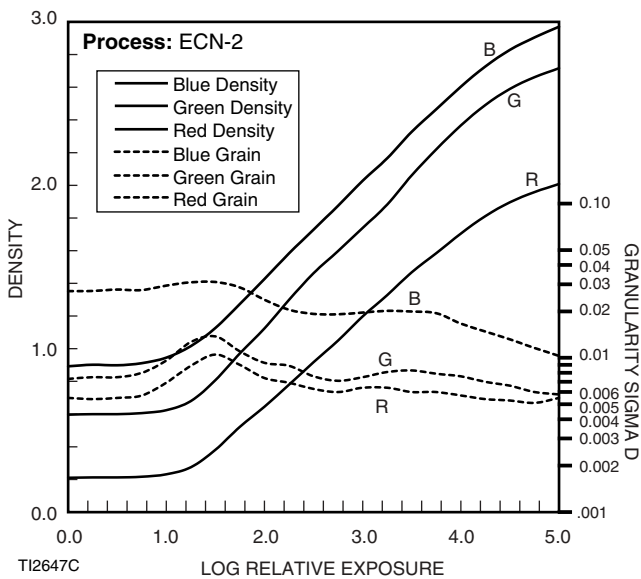
This graph shows a measure of the visual sharpness of this film. The x-axis, "Spatial Frequency," refers to the number of sine waves per millimeter that can be resolved. The y-axis, "Response," corresponds to film sharpness. The longer and flatter the line, the more sine waves per millimeter that can be resolved with a high degree of sharpness—and, the sharper the film.

Spectral Sensitivity Curves



These curves depict the sensitivity of this film to the spectrum of light. They are useful for determining, modifying, and optimizing exposure for blue- and green-screen special-effects work.

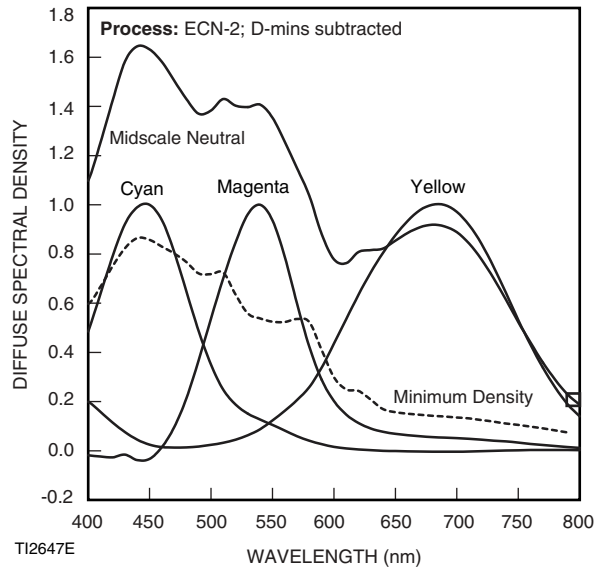
Diffuse rms Granularity Curves



To find the rms Granularity value for a given density, find the density on the left vertical scale and follow horizontally to the characteristic curve and then go vertically (up or down) to the granularity curve. At that point, follow horizontally to the Granularity Sigma D scale on the right. Read the number and multiply by 1000 for the rms value.

Note: This curve represents granularity based on modified measuring techniques.⁴

Spectral Dye Density Curves



These curves depict the spectral absorptions of the dyes formed when the film is processed. They are useful for adjusting or optimizing any device that scans or prints the film.

Note: Cyan, Magenta, and Yellow Dye Curves are peak-normalized.

4. Sensitometric and Diffuse RMS Granularity curves are produced on different equipment. A slight variation in curve shape may be noticed.

SIZES AVAILABLE

Standard Products Available

Identification No.	Length in Metres (Feet)	Core	Description	Perforations
65 mm SP332	305 (1000)	P	Emulsion In	KS-4740 (KS-1866)
35 mm SP417	30 (100)	S-83 100-ft. spool		BH-4740 (BH-1866)
35 mm SP718	61 (200)	U		BH-4740 (BH-1866)
35 mm SP718	122 (400)	U		BH-4740 (BH-1866)
35 mm SP718	305 (1000)	U		BH-4740 (BH-1866)
16 mm SP449	30 (100)	R-90 100-ft. spool		2R-7605 (2R-2994)
16 mm SP451	122 (400)	T		2R-7605 (2R-2994)
16 mm SP578	122 (400)	S-153 400-ft. spool		2R-7605 (2R-2994)
16 mm SP445*	61 (200)	A	Winding A	1R-7620 (1R-3000)
16 mm SP455	30 (100)	R-90 100-ft. spool	Winding B	1R-7605 (1R-2994)
16 mm SP457	122 (400)	T	Winding B	1R-7605 (1R-2994)
16 mm SP458	244 (800)	Z	Winding B	1R-7605 (1R-2994)
16 mm SP462N	15 (50)	R-236 50-ft.spool		2R-7605 (2R-3000)
S8 mm SP464	15 (50)		Super 8 cartridge	

*for AATON A-MINIMA Cameras

MORE INFORMATION

Outside the United States and Canada, please contact your Kodak representative.

You can also visit our web site at www.kodak.com/go/motion for further information. You may want to bookmark our location so you can find us easily the next time.

Films	<i>Film for the Cinematographer</i> KODAK Publication No. H-5
Image Structure	<i>KODAK Motion Picture Film</i> KODAK Publication No. H-1
Storage	<i>KODAK Motion Picture Film</i> KODAK Publication No. H-1 <i>The Book of Film Care</i> KODAK Publication No. H-23
Processing	<i>Manual for Processing KODAK Motion Picture Films, Process ECN-2 Specifications, Module 7</i> KODAK Publication No. H-24.07
LAD	<i>LAD—Laboratory Aim Density</i> KODAK Publication No. H-61
Transfer	<i>KODAK Telecine Analysis Film User's Guide</i> KODAK Publication No. H-822 <i>KODAK Telecine Exposure Calibration Film User's Guide</i> KODAK Publication No. H-807

KODAK VISION3 500T Color Negative Film 5219 / 7219 / SO-219

FOR DIRECT ORDERING IN THE UNITED STATES AND CANADA: 1-800-621-FILM

KODAK SHOOTSAVER Film Delivery Service (U.S. only) 1-800-404-2016

Kodak Locations

NORTH AMERICA REGION UNITED STATES

Hollywood, California
6700 Santa Monica Boulevard
Los Angeles, California
90038-1203
Tel: 323-464-6131
Orders: 1-800-621-FILM

New York, New York
360 West 31st Street
New York, New York
10001-2727
Tel: 212-631-3400
Orders: 1-800-621-FILM

CANADA
Kodak Canada Inc.
6 Monogram Place
2nd Floor
Toronto, Ontario
Canada M9R 0A1
Tel: 416-761-4646
Orders: 1-800-621-FILM
Fax: 416-760-4592
Toll Free Fax: 1-866-211-6311

Kodak Canada Inc.
4 Place du Commerce, Suite 100
Ile des Soeurs
Verdun, Quebec
Canada H3E 1J4
Orders: 1-800-621-FILM
Fax: 1-866-211-6311

Kodak Canada Inc.
3700 Gilmore Way
Burnaby, BC
Canada V5G 4M1
Orders: 1-800-621-FILM
Fax: 1-866-211-6311

EUROPEAN, AFRICAN AND MIDDLE EASTERN REGION Kodak Business Centre

Hemel One, Boundary Way
Hemel Hempstead
HP2 7YU
England, UK
Tel: + 44 1442 846945
Fax: + 44 1442 846 594

Eastman Kodak SARL
29-31 Route de L'Aéroport
Le Grand Saconnex
Case Postale 271
1215 Geneva 15
Switzerland
Tel: +41-22-747-2000
Fax: +41-22-747-2200

LATIN AMERICA REGION
1900 NW 97 Ave.
Miami, Florida 33172 USA
Tel: 305 378-0566 / 305 229-0422
Fax: 305 378-0495 / 305 229-5075
www.kodak.com/go/latinmotion

MEXICO
Kodak Mexicana S.A. de C.V.
Blvd. Adolfo Ruiz Cortinez 3642, Piso 14
Col. Jardines del Pedregal
Del. Alvaro Obregon
CP 01900 México, D.F. Mexico.
Tel: 01 (55) 110517-30
Fax: 01 (55) 110517-07
www.kodak.com/go/latinmotion

BRAZIL
**KODAK BRASILEIRACOM. PROD.
PARA IMAGEM SERVIÇOS LTDA**
Rodovia Presidente Dutra -
Km154.7

Sao José dos Campos-SP
CEP 12240-427, Brazil
Tel: 0800 015 0002
Tel: 55 11 2132-6003 (Kodak Sao Paulo)
Tel: 55 21 8151-9923 (Kodak Rio de Janeiro)
Fax 55 12 3932-6721
www.kodak.com/go/latinmotion

VENEZUELA
Kodak Venezuela S. A.
Av. Francisco de Miranda
Centro Lido, Torre B, Piso 7, Of. 71A y
72B
El Rosal, Caracas-Venezuela
Tel: (58-212) 955-2081
Fax: (58-212) 955-2009
www.kodak.com/go/latinmotion

PERU
Kodak Américas, Ltd.
Avenida Larco # 1301, Piso 14,
Miraflores
Lima, Perú
Tel: (51-1) 610-8700
Fax: (51-1) 610-8801
www.kodak.com/go/latinmotion

ARGENTINA
El Business Center
Bonpland 1930-32
CP 1414 Buenos Aires, Argentina
Tel: 54-11-4778-7009 /
54-911-5932-9503
Fax: 54-11-4773-6105
www.kodak.com/go/latinmotion

CHILE
Kodak Chilena S.A.F.
Edificio Torre Oriente
Av. Alonso de Córdoba# 5151, Piso 14
Comuna Las Condes
Santiago, Chile
Tel: 56.99.220.5609
www.kodak.com/go/latinmotion

ASIA PACIFIC REGION
AUSTRALIA
Melbourne
Kodak (Australasia) Pty. Ltd.
181 Victoria Parade
Collingwood, Victoria, 3066
Australia
Tel: 61 3 8417 8520
Fax: 61 3 8417 8011
E-mail: mpfilmoz@kodak.com
www.kodak.com.au/go/motion

Sydney
Level 4, 68-72 Waterloo Road
North Ryde, NSW2113
Australia
Tel: 61 2 9870 4378
Fax: 61 2 9870 4292

**CHINA (Peoples Republic)
Kodak (China) Limited**
Beijing Liaison Office
9th Floor, Beijing Kerry Centre
1 Guanghua Road
Chaoyang District
Beijing 100020 China
Tel: 8610 6561 6561
Fax: 8610 6561 2199

Shanghai Liaison Office
Building 8 Jinqiao Office Park
No 27 Xin Qiao Road
Pudong, Shanghai 201206 China
Tel: 8621 5884 1000
Fax: 8621 58841666

Guangzhou Liaison Office
10F, Office Tower
China Hotel by Marriott
Liu Hua Road
GuangZhou 510015 China
Tel: 8620 8666 9888
Fax: 8620 8667 2230
www.kodak.cn/go/motion

HONG KONG
Kodak (Hong Kong) Ltd.
13/F, Cityplaza Four
12 Taikoo Wan Road
Taikoo Shing
Hong Kong
Tel: 852 2564 9352
Fax: 852 2564 9830
www.kodak.com.hk/go/motion

INDIA
Kodak India Private Limited
3rd Floor, Kalpataru Synergy
Off Western Express Highway
Vakola, Santacruz (East)
Mumbai 400 055 India
Tel: 91 22 6641 6762
Fax: 91 22 6641 6769
www.kodak.co.in/go/motion

INDONESIA
**PT. Interdelta Tbk (Kodak Motion
Picture Authorized Distributor in
Indonesia)**
Tel: 6221 652 333 ext. 250
Mobile: 6281 896 6655
Email: motionpicture@intedelta.co.id

JAPAN
Kodak Japan Ltd.
Tokyo Sumitomo Twin Building (East)
27-1, Shinkawa 2-chome, Chuo-ku
Tokyo 104-0033
Japan
Tel: 813 5540 2280
Fax: 813 5540 2281
e-mail: motionjp@kodak.com
www.kodak.co.jp/go/motion/

KOREA
Kodak Korea Ltd
7th Floor. Yakult Building
28-10, Jamwon-dong, Seocho-gu
Seoul 137-904
Korea
Tel: 822 3438 2620
Fax: 822 3438 2663/2664
www.kr.kodak.com/go/motion

MALAYSIA
5th Floor, Block A
Peremba Square
Saujana Resort, Sec. U2
40150 Shah Alam
Selangor
Malaysia
Tel: 603 7680 3338
Fax: 603 7680 3333

NEW ZEALAND
Kodak New Zealand Ltd.
Suite 4B
125 The Strand
Parnell 1010
Auckland
New Zealand
Tel: 64 9 3028665
Fax: 649 302 8639
www.kodak.co.nz/go/motion

PAKISTAN
Kodak Ltd Pakistan Branch
5th Floor Bahria Complex 2
M.t.Khan Road
Karachi
Pakistan
Tel: 92 21 561 0150 & 561 1402
Fax: 92 21 561 0776

PHILIPPINES
Kodak Philippines Ltd.
2247 Chino Roces Avenue
Makati City
Philippines 1231
Tel: 632 810 0331 (trunkline) or 632
813 7916 (direct line)
Fax: 632 840 1956

SINGAPORE
Kodak (Singapore) Pte Ltd
151 Lorong Chuan (Lobby A)
#05-01, New Tech Park
Singapore 556741
Tel: 65 6371 3388
Fax: 65 6371 3377

TAIWAN
Kodak Taiwan Limited
Shin Kong Life Neihu Technology
Building
3F-1, No.301, Sec. 2, Tiding Blvd.
Neihu District
Taipei 11493
Taiwan, R.O.C.
Tel: 886 2 8751 8282
www.kodak.com.tw/go/motion

THAILAND
Kodak (Thailand) Ltd.
Floors 6 - 8th Kasemsap Bldg.
89/1 Moo 14, Vibhavadee-rangsit Rd.
Chatuchak
Bangkok 10900
Thailand
Tel: 66 2 515 8092

Kodak